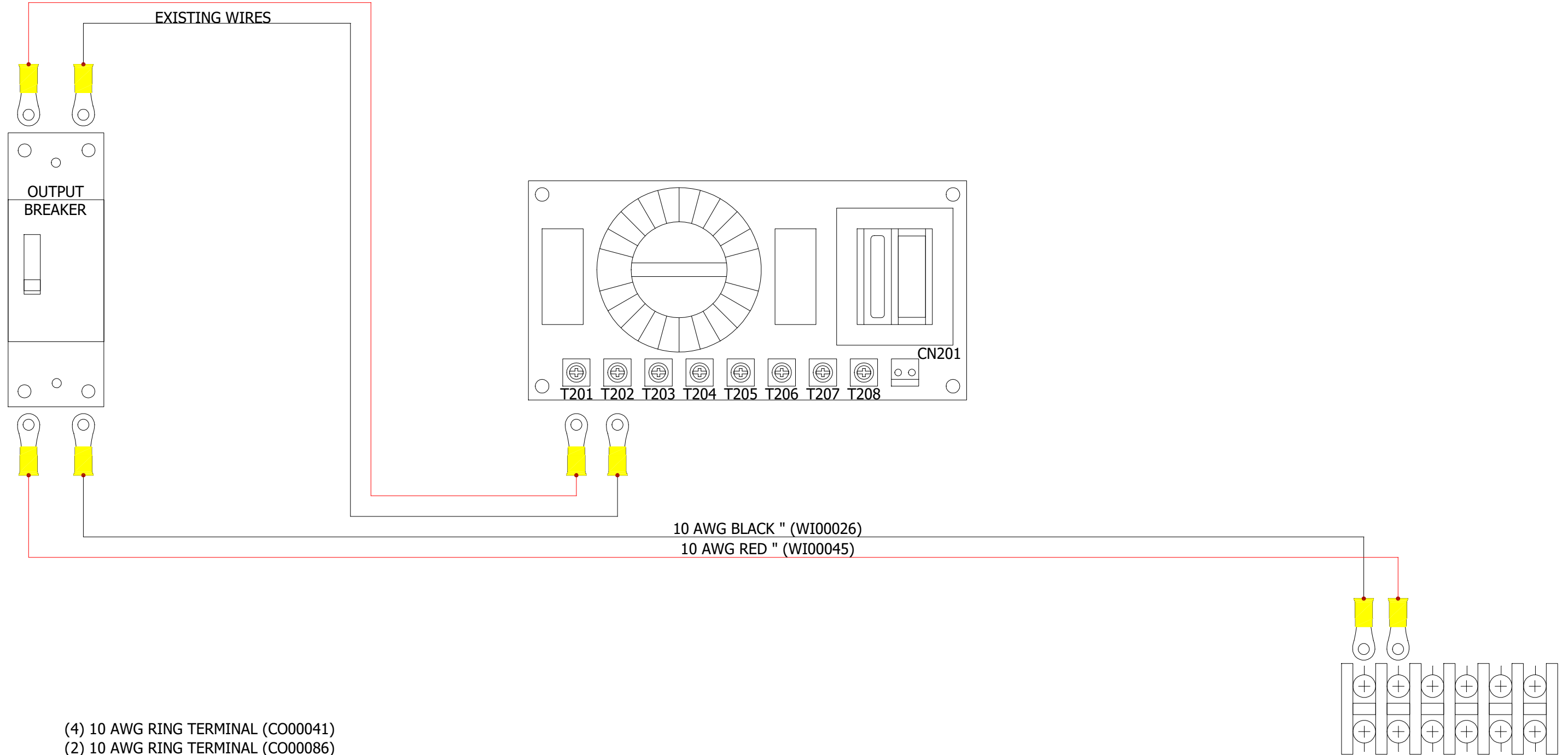


Q-REBP-NS BATTERY & CABLE INTERCONNECT WIRING

Drawing	Revision	Date	Created by	Description
01	A	10/29/2018	BG Montag	Q-REBP-NS BATTERY & CABLE INTERCONNECT WIRING COVER PAGE
02	A	10/29/2018	BG Montag	Q-REBP-NS BATTERY & CABLE INTERCONNECT WIRING DRAWING LIST
03	A	11/29/2018	BG Montag	Q-MS3 OUTPUT BREAKER WIRING DIAGRAM
04	A	10/29/2018	BG Montag	Q-MS BATTERY INTERCONNECT CABLE
05	A	10/29/2018	BG Montag	Q-REBP-NS BATTERY CONNECTION WIRING DIAGRAM

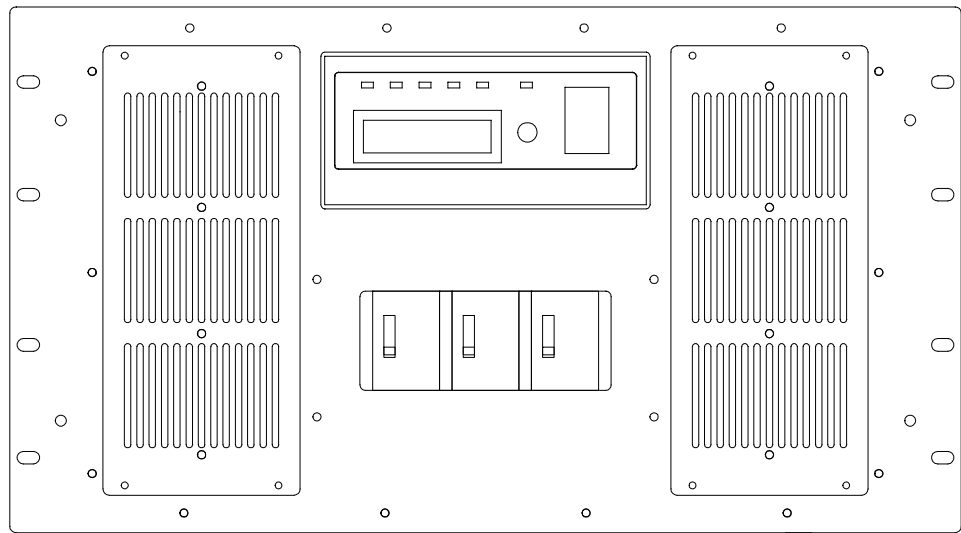
REMOVE EXISTING WIRES FROM THE OUTPUT TERMINAL BLOCK
AND RELOCATE THEM TO THE 50 AMP OUTPUT BREAKER.



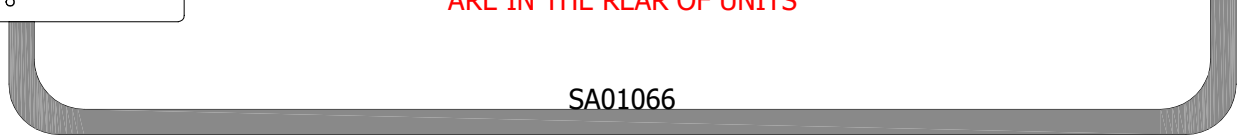

- (4) 10 AWG RING TERMINAL (CO00041)
- (2) 10 AWG RING TERMINAL (CO00086)

Q-MS3 OUTPUT BREAKER WIRING DIAGRAM

REV.	DATE	NAME	CHANGES
A	11/29/2018	BG Montag	
DATE 11/30/2018			

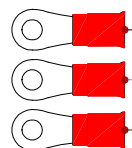


**NOTE:
BATTERY CABLE CONNECTIONS
ARE IN THE REAR OF UNITS**




SA01066

(2) 8 AWG
RING TERMINALS
(CO00468)



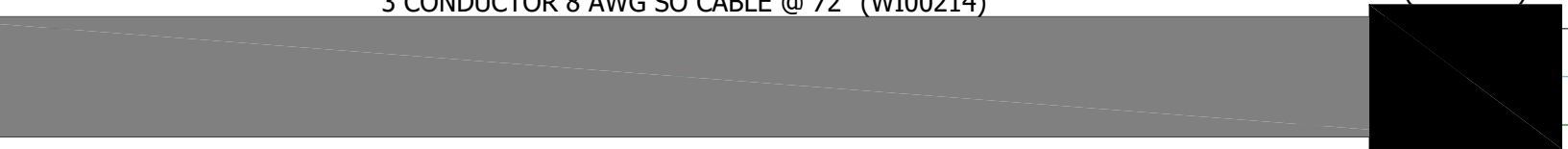
(1) 8 AWG
RING TERMINALS
(CO00390)

(1) 2" BLACK
HEATSHRINK
(SU00158)

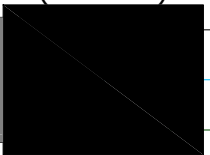


BATTERY INTERCONNECT CABLE
(SA01066)

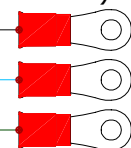
3 CONDUCTOR 8 AWG SO CABLE @ 72" (WI00214)



(1) 2" BLACK
HEATSHRINK
(SU00158)

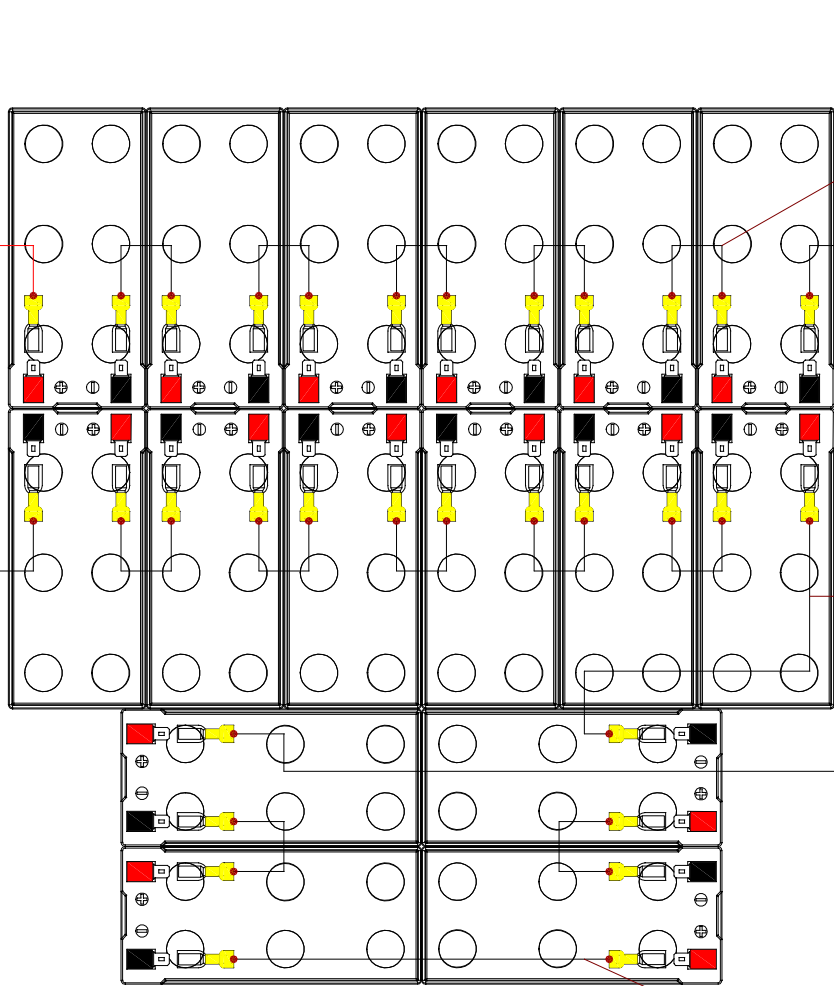
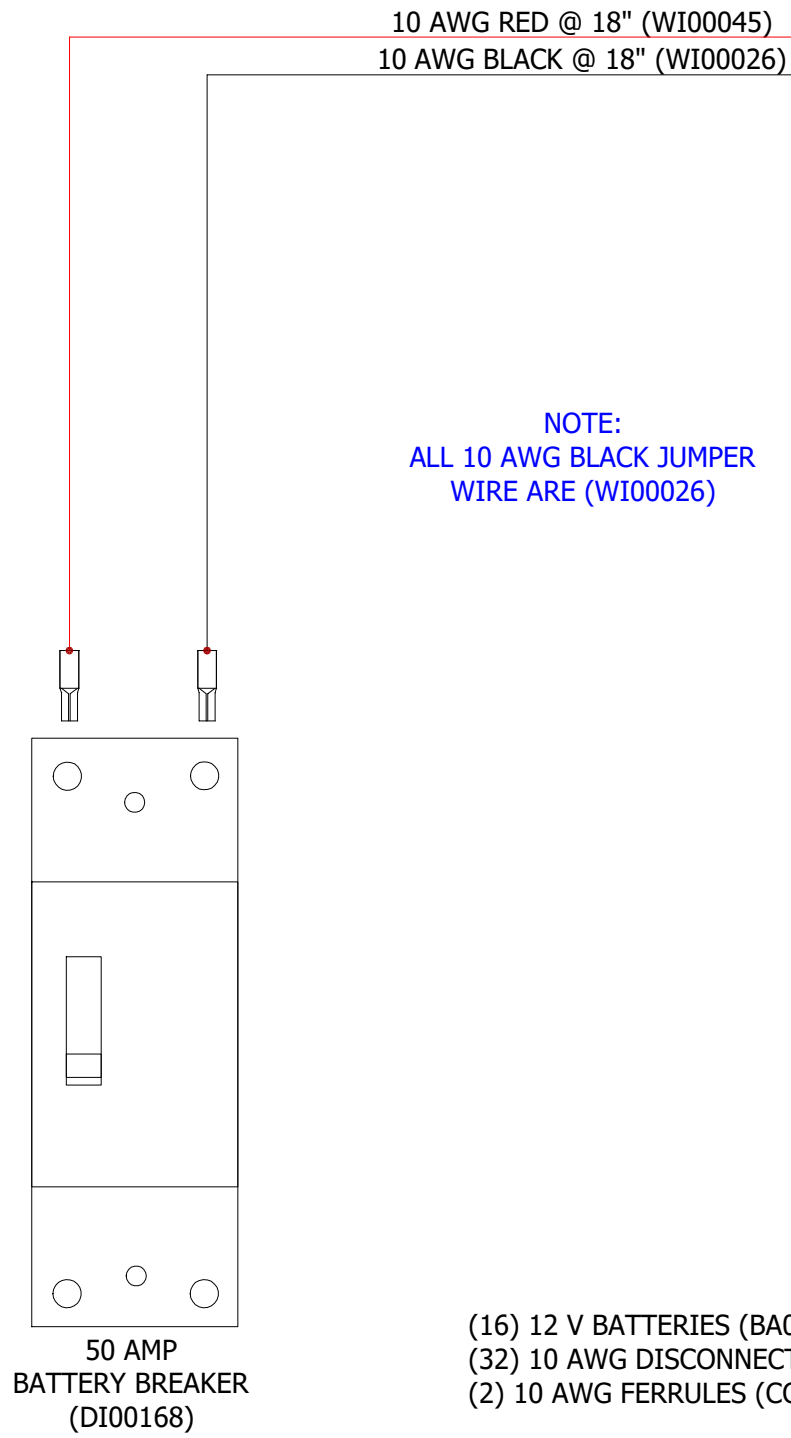


(2) 8 AWG
RING TERMINALS
(CO00468)



(1) 8 AWG
RING TERMINALS
(CO00390)

REV.	DATE	NAME	CHANGES
A	10/29/2018	BG Montag	
DATE 11/30/2018			



(12)
10 AWG
BLACK
JUMPER
@ 4"

10 AWG
BLACK
JUMPER
@ 16"

10 AWG
BLACK
JUMPER
@ 10"

10 AWG
BLACK
JUMPER
@ 8"

**BATTERY RACK
Q-REBP-NS**

REV.	DATE	NAME	CHANGES
A	10/29/2018	BG Montag	
DATE 11/30/2018			